

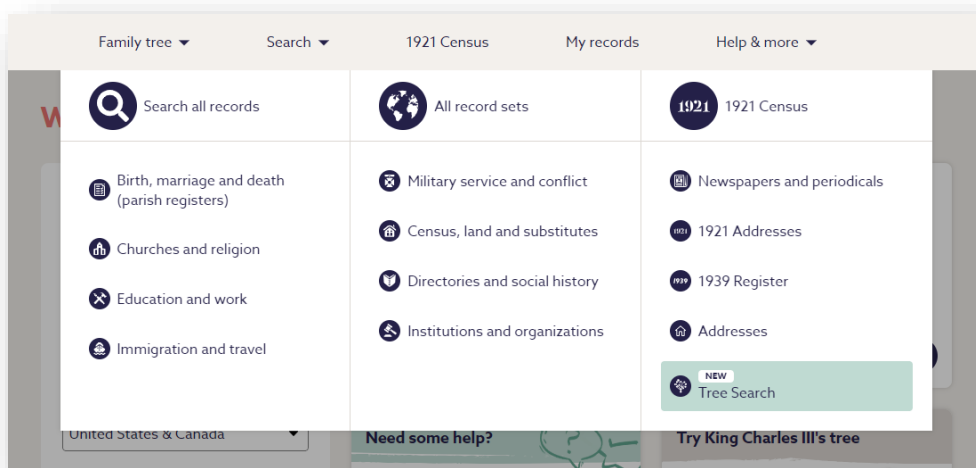
Findmypast Essentials: Expert Insider Tips

Mary McKee | 27 July 2023 | Family Tree Magazine

Handout

Discover Findmypast Records – Top Search Tips

- Use the All Record Sets available through the Search option on the top navigation bar. All Records Sets is the Findmypast catalogue of every set published. You can:
 - Access advanced search forms with more search options.
 - Read help and advice about individual records.
 - Deep dive into one record set



- When using the Category searches, the more you narrow you search to a specific sub-category the more search fields you will see. For example, if you select Parish Baptisms you can search by name and parents' names.
- In the Category section, use the 'Browse Record Sets' options to build your own search. You can select as many sets as you like. For example, search all the BMD records from Yorkshire.
- Use the advanced search forms for census searches and you can see even more options. One great tool is the 'Other household members' search option. This is great especially if you have a common name. Use this field to add the name of someone else who would appear in the same census form.
- Wildcards - Use them across many of our records to help find any that may have been mis transcribed or where spellings may have altered through a mishearing of a

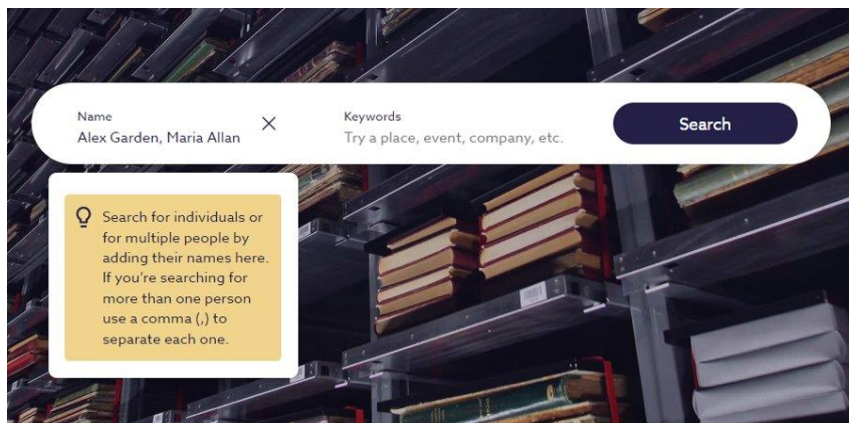
Find my past

name or poor literacy. Insert an asterisk * (entered by pressing Shift and the 8 key on most keyboards) in a search field where you suspect there may be an alternative spelling.

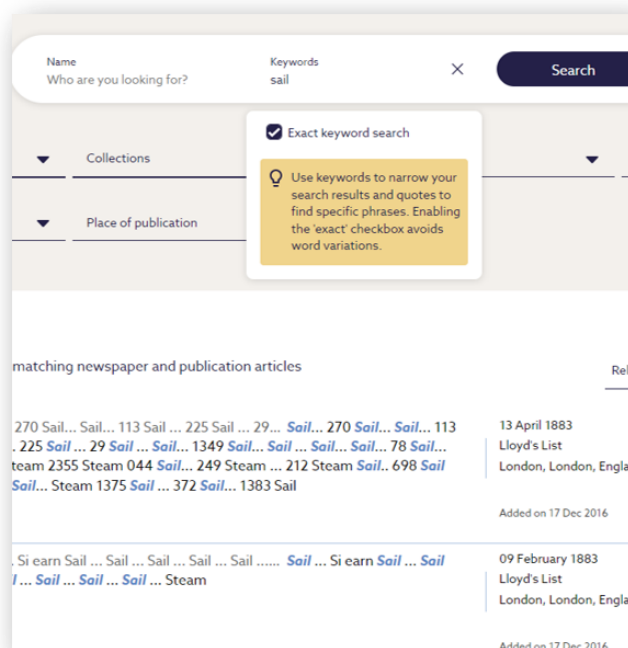
- For Example, a surname search for Fo*kes will return: Foakes, Fokes, Folkes, Fookes, Forkes, Foukes, Foulkes and Fowkes.

Explore The Vast Newspaper Collection

- Searching newspapers is completely different than searching records.
- You can access newspapers by selecting Search on the navigation bar and selecting 'Newspapers and Periodicals'
- Use can search multiple names at once by adding a comma between the names.
 - The name search takes the first name and last name and searches for those two words next to each other in an article.

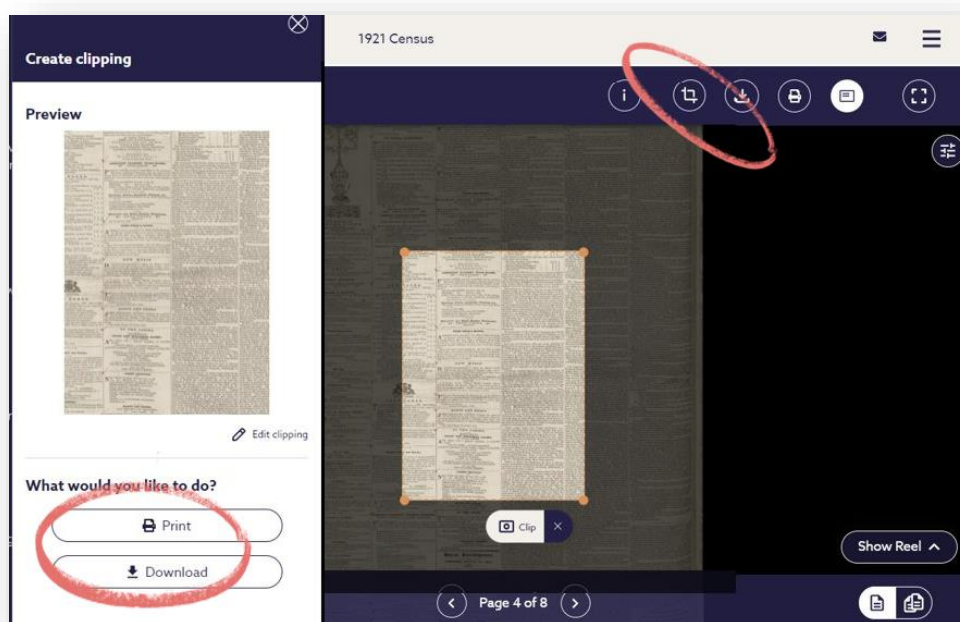


- Findmypast has multiple search filters for newspapers. With every filter you add or remove, your search results will change.
- In our new newspaper search, you can now select multiple titles or counties to search at one time.
- If you do not want to see a word in your search results use the negative or minus symbol. For example, Britannia -Ship. This will avoid articles that include the word Ship.
- Use " " makes around words in the keyword search if you want to search a specific phrase.
- Select the 'Exact Keyword Search' option if you do not want us to search for other 'stem' words. For example, with the keyword: Sail, we would also search for Sailed. If you select the Exact option, we will only search for Sail and ignore Sailed.



Brand New Newspaper Image Viewer

- A new newspaper viewer is about to be released.
- It gives you the options to take a clip of the newspaper image and you can either print it or save it to a location of your choice.

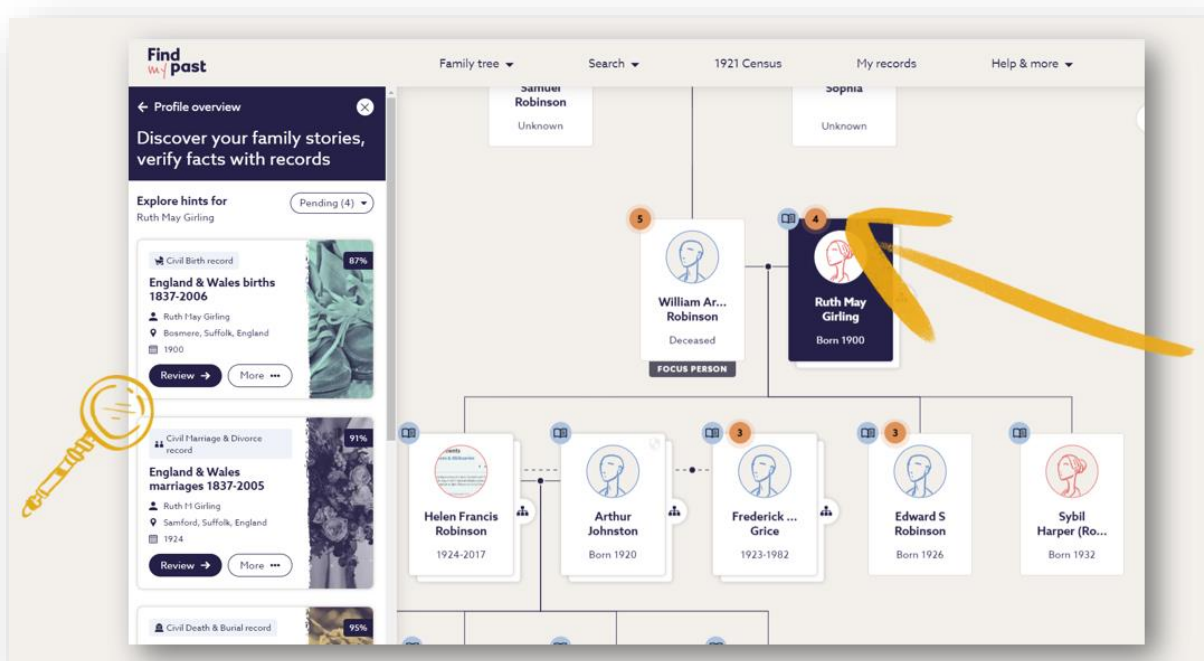


Find my past

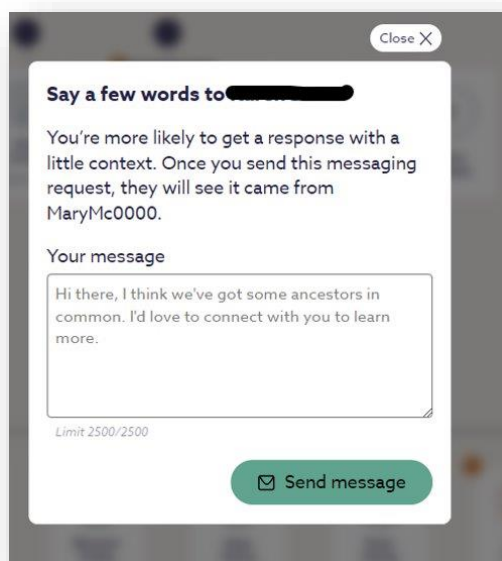
- Findmypast has also introduced a double page view within the newspaper image viewer.

Findmypast Family Trees

- You have the option to start a brand-new tree or import a Gedcom.
- Tree Hints can be reviewed by selected the number that appears on your answers tree node. When you select the number, the drawer will appear on the left with all your hints.
 - What is and is not added from each hint is within your control.



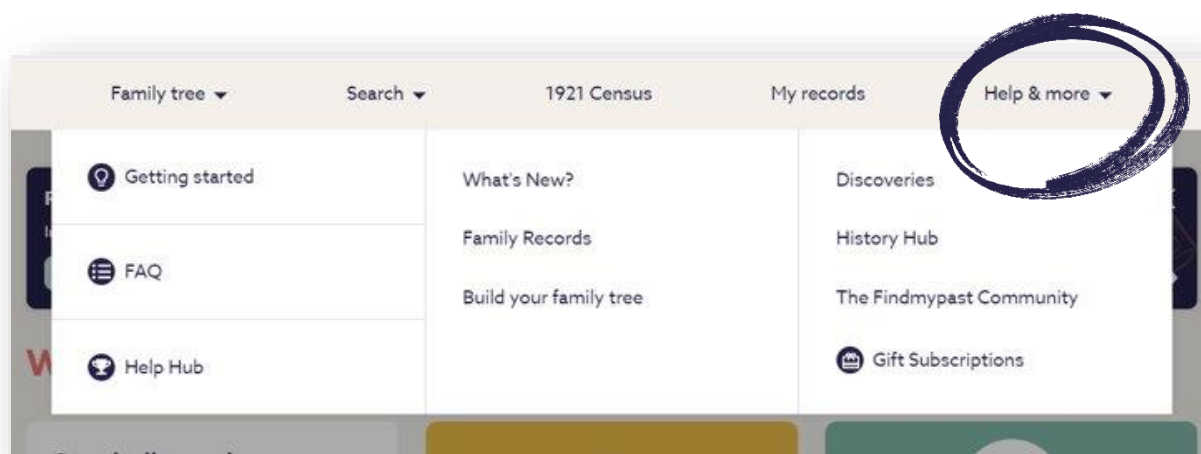
- From your ancestor's tree profile, you can also go on to search records with their name, view your hints, and search other trees.
- Tree Searching is a brand-new feature on Findmypast. You can uncover other trees that hold your ancestors' names. You will be able to see the other names in the tree and compare your family history research.
- Findmypast offers Private Messaging if you want to reach out to another Findmypast member.



- You can view other Findmypast members profiles before sending a message. It is always helpful to see when they were last active to help manage your expectation about whether they will reply to your message.
- Within your family tree you can also add notes for each life fact and media such as photographs.

More Help

- The Findmypast blog is available from the top navigation bar under 'Help & More'.





- There are loads of blogs to help you get started or give you more advanced search tips.
- Two recommended blogs are:
 - Branch out with tree-to-tree hints - <https://www.findmypast.co.uk/blog/family-tree/tree-to-tree-hints>
 - 15 top tips for searching British & Irish newspapers on Findmypast - <https://www.findmypast.co.uk/blog/help/newspaper-search-tips>
- Join the Findmypast Facebook Forum and become a part of the vibrant Findmypast community.
- Findmypast App is now available on Apple and Android. Within the app, you can search our records and update your family tree.